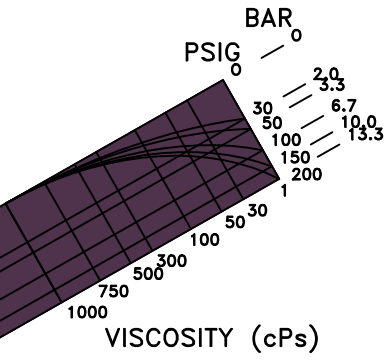
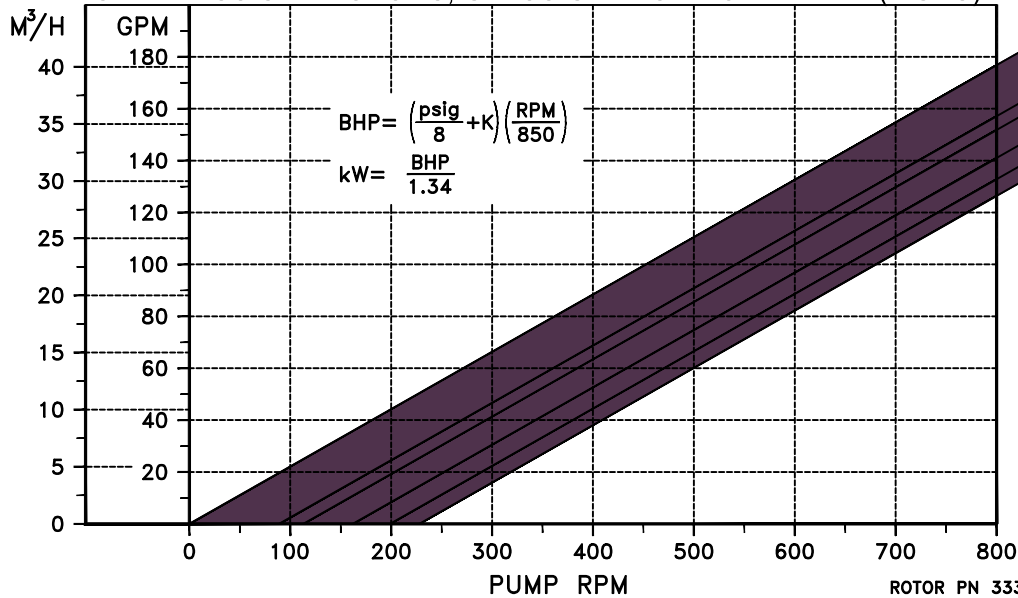


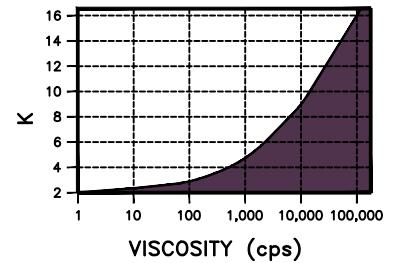
# UNIBLOC®-PD SIZE 500 & 501

## CAPACITY CHART

STAINLESS STD ROTORS, CLASS C. BASED ON WATER (1 CPS)



### VISCOSITY FACTOR

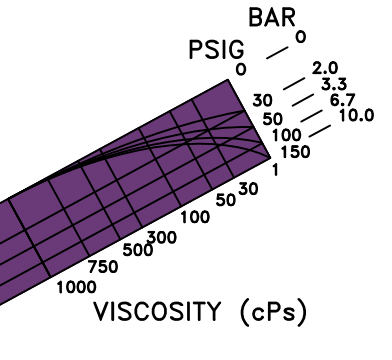
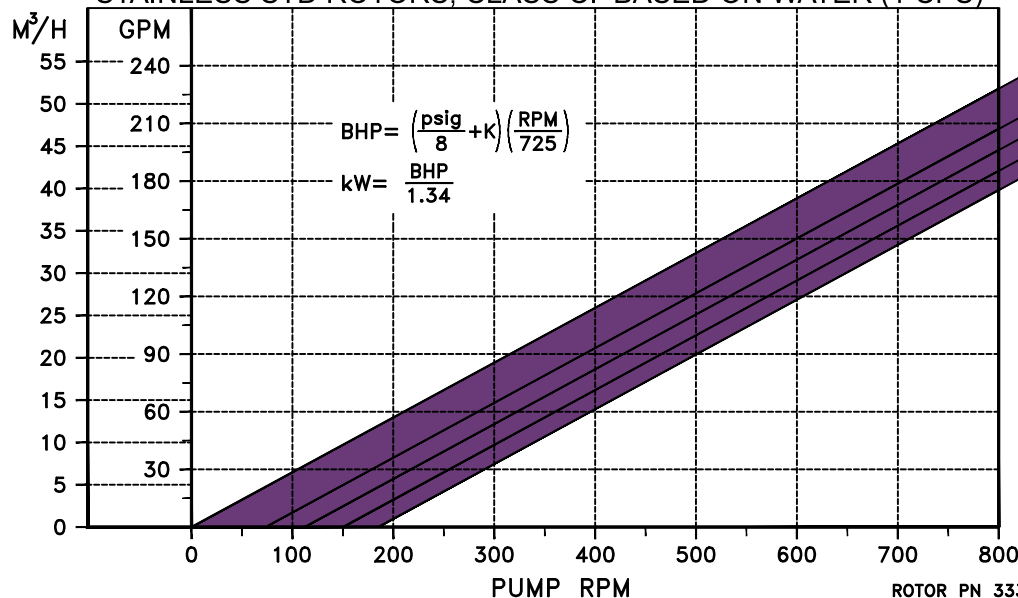


- \*MAX PRESS. @ AMBIENT TEMP. & STANDARD CLASS D ROTOR = 225 PSIG (15 BAR) [FOR PD501: 250 PSIG (17 BAR)]
- \*MAX PRESS. @ AMBIENT TEMP. & HOT CLEARANCE CLASS E ROTOR = 300 PSIG (20 BAR) [FOR PD501: 300 PSIG (20 BAR)]
- \*MAX TEMP. @ 15 PSI (1 BAR) & STANDARD CLASS D ROTOR = 257°F (125°C)
- \*MAX TEMP. @ 15 PSI (1 BAR) & HOT CLEARANCE CLASS E ROTOR = 400°F (205°C)

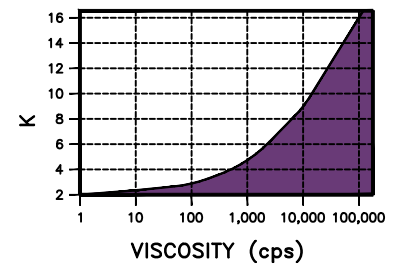
# UNIBLOC®-PD SIZE 550 & 551

## CAPACITY CHART

STAINLESS STD ROTORS, CLASS C. BASED ON WATER (1 CPS)



### VISCOSITY FACTOR



- \*MAX PRESS. @ AMBIENT TEMP. & STANDARD CLASS D ROTOR = 210 PSIG (14 BAR) [FOR PD551: 240 PSIG (16 BAR)]
- \*MAX PRESS. @ AMBIENT TEMP. & HOT CLEARANCE CLASS E ROTOR = 255 PSIG (17 BAR) [FOR PD551: 300 PSIG (20 BAR)]
- \*MAX TEMP. @ 15 PSI (1 BAR) & STANDARD CLASS D ROTOR = 257°F (125°C)
- \*MAX TEMP. @ 15 PSI (1 BAR) & HOT CLEARANCE CLASS E ROTOR = 400°F (205°C)

NOTE:  
 CAPACITIES VARY ±5%  
 \*USE HIGHER CLASS ROTORS FOR MAX PRESSURE/TEMPERATURE APPLICATIONS  
 (CONTACT FACTORY FOR DETAILS)

<b>UNIBLOC®-PUMP, INC.</b>	
FLOWTECH div. USA	
DWG. TITLE CAPACITY CHARTS (CLASS C ROTORS)	
SIZE <b>500 &amp; 550</b>	DWG. NO. <b>D505C</b>
RELEASE DATE	SHEET 1 OF 1